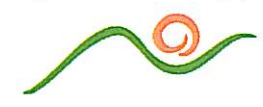


**SPRING MOUNTAIN RANCH
SPECIFIC PLAN NO. 323**



SPRING MOUNTAIN RANCH
a master planned community

LEGEND

- 7,200 S.F. LOTS
- 8,400 S.F. LOTS
- 10,000 S.F. LOTS
- COMMUNITY DEVELOPMENT FOUNDATION
- RESIDENTIAL HIGH DENSITY
- INSTITUTIONAL/SPECIAL USE
- OPEN SPACE/PARKS
- PUBLIC FACILITIES
- SCHOOL
- TRAILS
- TRACT BOUNDARY

TENTATIVE TRACT MAP NO. 29597
7,200 MIN. S.F. --- 362 UNITS
TOTAL UNITS --- 362 UNITS

TENTATIVE TRACT MAP NO. 29598
7,200 MIN. S.F. --- 326 UNITS
TOTAL UNITS --- 326 UNITS

TENTATIVE TRACT MAP NO. 29599
10,000 MIN. S.F. --- 145 UNITS
TOTAL UNITS --- 145 UNITS


TENTATIVE TRACT MAP NO. 29600
7,200 MIN. S.F. --- 123 UNITS
8,400 MIN. S.F. --- 88 UNITS
10,000 MIN S.F. --- 62 UNITS
TOTAL UNITS --- 273 UNITS

TENTATIVE TRACT MAP NO. 29740
7,200 MIN. S.F. --- 270 UNITS
TOTAL UNITS --- 270 UNITS

TENTATIVE TRACT MAP NO. 29741
7,200 MIN S.F. --- 85 UNITS
TOTAL UNITS --- 85 UNITS

TENTATIVE TRACT MAP NO. 34592
TOTAL UNITS --- 97 UNITS

TOTAL
7,200 MIN. S.F. --- 1166 UNITS
8,400 MIN. S.F. --- 88 UNITS
10,000 MIN S.F. --- 207 UNITS
TOTAL UNITS --- 1,558 UNITS



SCALE: 1"=1000'

Source: Specific Plan 323 / Substantial Conformance SP323S1, August 2003.

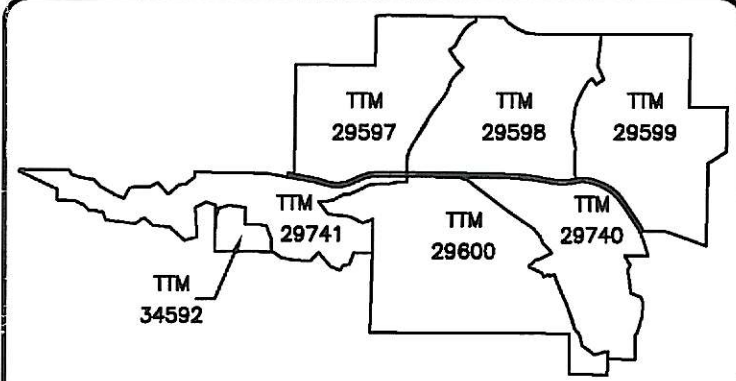
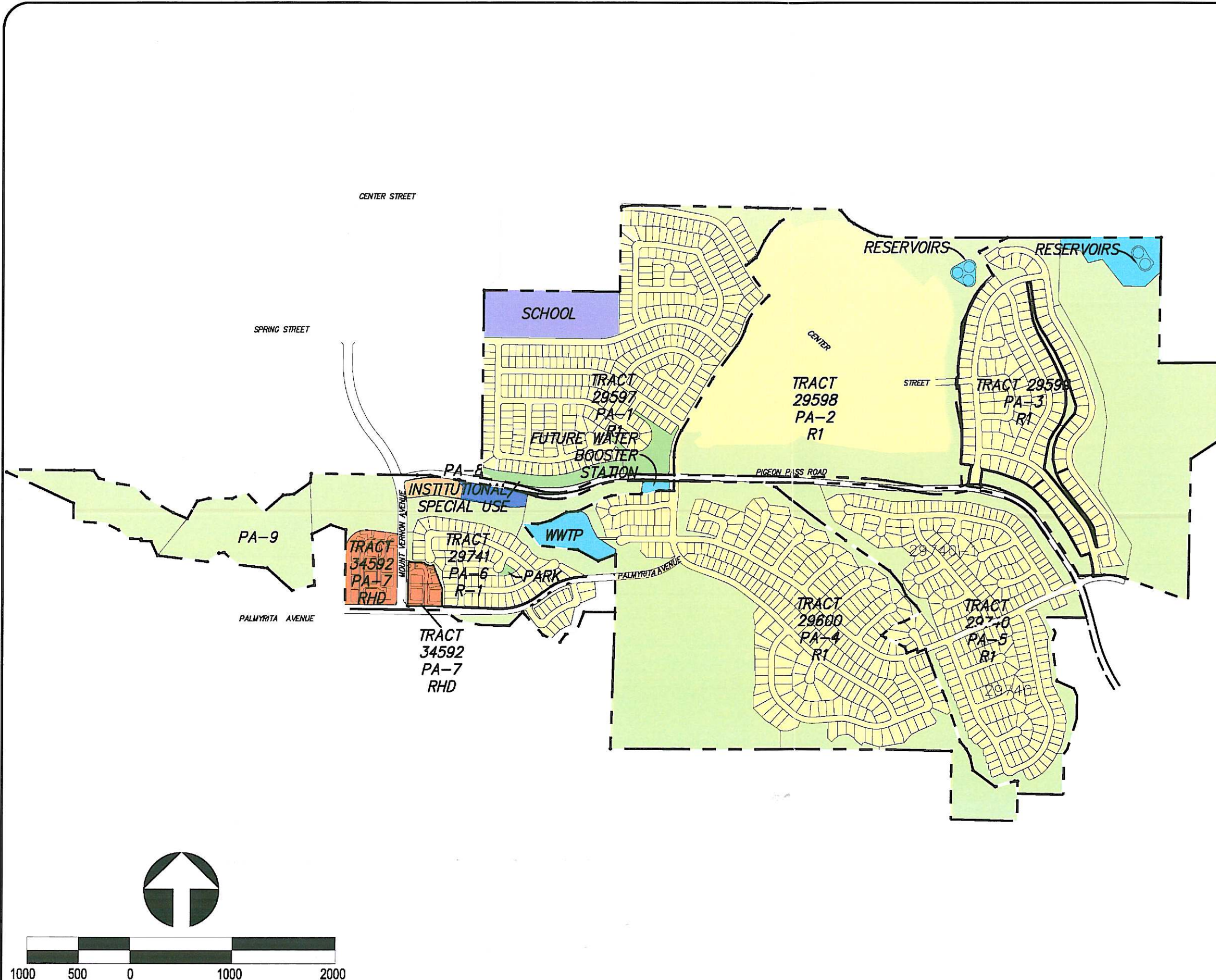
**FIGURE III-3
ILLUSTRATIVE SITE PLAN**

URBAN ENVIRONS
133 E. VINE STREET
REDLANDS, CA 92373
TEL: (909) 798-4446
FAX: (909) 335-9747



Michael Brandman Associates

220 Commerce, Suite 200
Irvine, CA 92602
714.508.4100



**SPRING MOUNTAIN RANCH
SPECIFIC PLAN NO. 323**



SPRING MOUNTAIN RANCH
a master planned community


LEGEND

	ACRES	UNITS
R-1 RESIDENTIAL	443.89	1461
OPEN SPACE/PARKS	304.01	-
PUBLIC FACILITIES	13.96	-
INSTITUTIONAL	2.23	-
INSTITUTIONAL/SPECIAL USE	2.52	-
COMMUNITY DEVELOPMENT FOUNDATION RESIDENTIAL HIGH DENSITY	11.73	97
SCHOOL	13.90	-
TOTAL	792.24	1558

--- PLANNING AREA BOUNDARY

**FIGURE V-1
MASTER LAND USE PLAN**

URBAN ENVIRONS
133 E. VINE STREET
REDLANDS, CA 92373
TEL: (909) 798-4446
FAX: (909) 335-9747


220 Commerce, Suite 200
Irvine, CA 92602
714.508.4100
Michael Brandman Associates



SCALE: 1"=1000'

Source: Specific Plan 323 / Substantial Conformance SP323S1, August 2003.

FILE NAME: C:\2003\323\SP323S1\SP323S1_MASTER.LAY