




### Wall & Fence Plan

-  Block Wall (6') A
-  Wrought Iron Fence (6') B
-  3' Block Wall in combination with 3' Wrought Iron C

REVISED PER SUBSTANTIAL  
CONFORMANCE #1  
FEBRUARY, 2001



Scale: 1" = 400'



# Crown Valley Village

**SC #1 REVISIONS BY:**  
VSL Engineering  
40935 County Center Dr., Suite D  
Temecula, CA 92591  
909-296-3930



Exhibit No 24