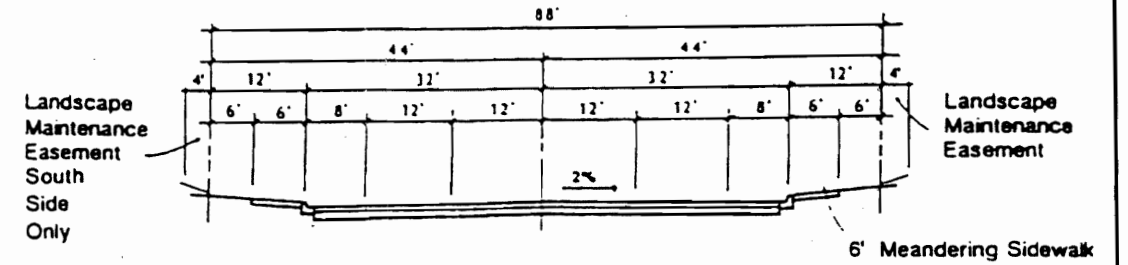


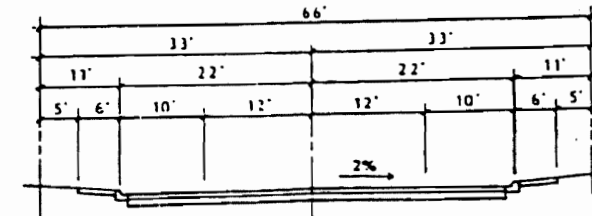
### Circulation

SECONDARY HIGHWAY  
Section B-B 88' ROW

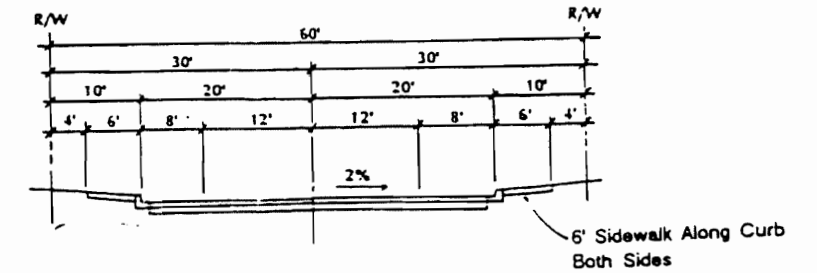


COLLECTOR STREET  
Section C-C 66' ROW

Sections Not To Scale



GENERAL LOCAL  
Section D-D 60' ROW



REVISED PER SUBSTANTIAL  
CONFORMANCE #1  
FEBRUARY, 2001

SC #1 REVISIONS BY:  
VSL Engineering  
40935 County Center Dr., Suite D  
Temecula, CA 92591  
909-296-3930

# Crown Valley Village



Scale: 1" = 400'




Exhibit No 5