










STATISTICAL ABSTRACT

LAND USE	ACREAGE	DU/AC	DU
 Medium Density Residential (MDR)	204.4	3.9	796
 Medium High Density Residential (MHDR)	53.9	5.9	316
 Very High Density Residential (VHDR)	12.9	16.0	206

RESIDENTIAL TOTAL	271.2	4.9	1,318
--------------------------	--------------	------------	--------------

LAND USE	ACREAGE
 Commercial Retail (CR)	50.6
 Light Industrial (LI)	39.6
 Business Park (BP)	12.7
 Public Facilities (PF)	12.0
Open Space	
 Conservation (OS- C)	27.8
 Recreation (OS- R)	27.5
Major Roads	28.7

NON-RESIDENTIAL TOTAL	198.9
------------------------------	--------------

PROJECT TOTAL	470.1
----------------------	--------------

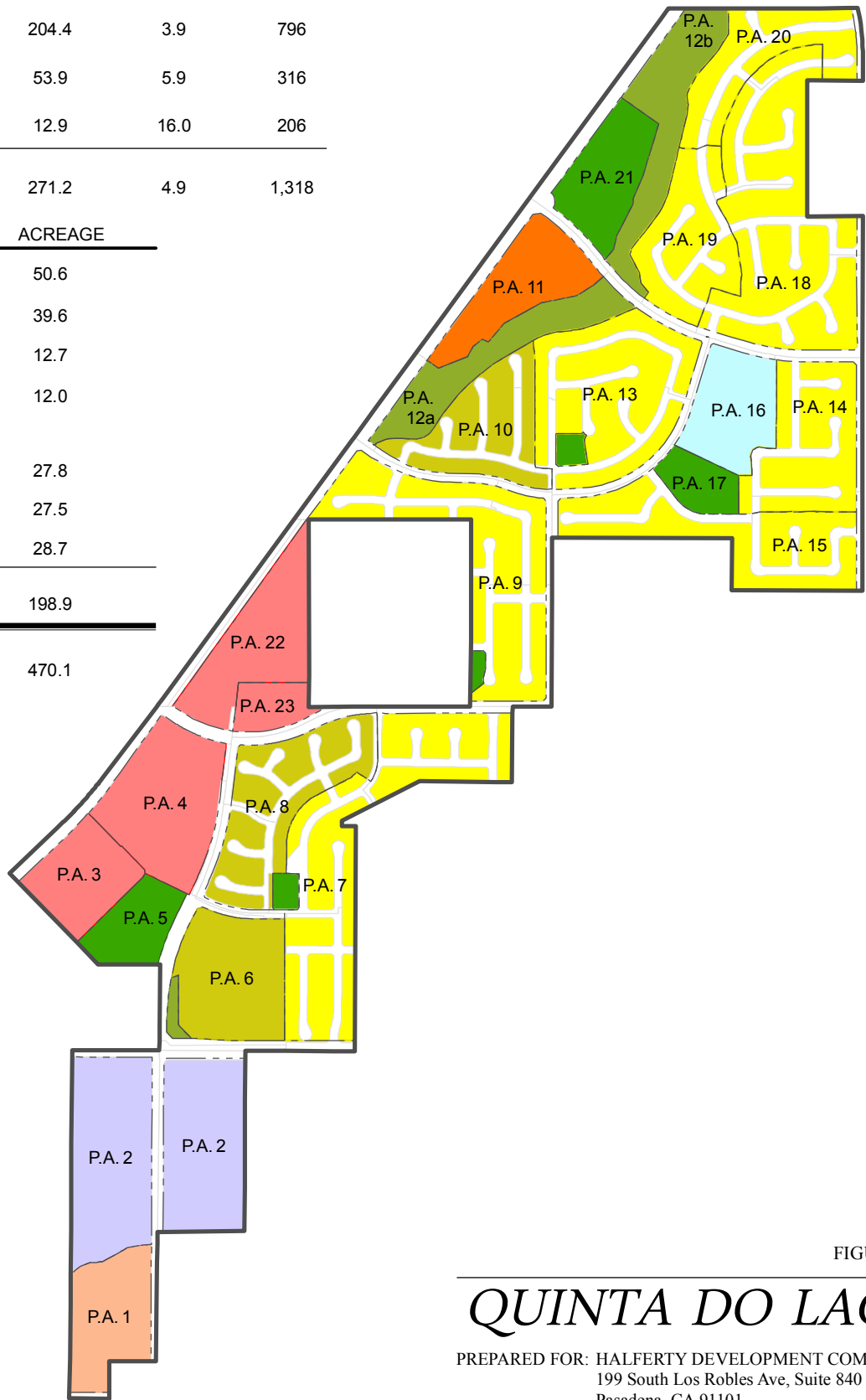


FIGURE III-1

QUINTA DO LAGO

PREPARED FOR: HALFERTY DEVELOPMENT COMPANY, LLC
 199 South Los Robles Ave, Suite 840
 Pasadena, CA 91101

CASC Engineering & Consulting
 1470 E. Cooley Drive
 Colton, CA 92324
 Engineering and Consulting T: (855) 383-0101

N



NOT TO SCALE